




PROJECT DATA OVERALL

RETAIL BUILDINGS	
MAJOR TENANT A	45,047 SF
MAJOR TENANT B	15,030 SF
SHOPS/MINI	75,578 SF
TOTAL PROJECT AREA	135,655 SF

RETAIL PARKING	
MAJOR A PARKING REQ'D (5.0/1,000 SF)	225 SPACES
MAJOR B PARKING REQ'D (5.0/1,000 SF)	75 SPACES
SHOPS/MINI PARKING REQ'D (2.86/1,000 SF)	216 SPACES
TOTAL PARKING REQUIRED	517 SPACES
TOTAL PARKING PROVIDED	687 SPACES
PARKING RATIO PROVIDED	5.06 /1000 S.F

	Signed
	Open
	Available

BEN C. PRATT / 6 MILE
CYPRESS HIGHWAY